




CRANE KIT

The Complete Crane Kit



SHAW-BOX

VIRTUALLY EVERYTHING REQUIRED TO BUILD A CRANE



The new Yale® Shaw-Box® Crane Kit, the industry's most complete crane kit,

contains virtually everything required to build a crane. These economical kits can significantly reduce the build-time and enable all crane builders to quickly and easily produce a wide variety of cranes. Additionally, these kits permit the builder to consolidate all requirements to a few purchase orders, therefore reducing administrative time and costs. These kits can be quoted using on-line estimating software available to all Yale® Shaw-Box® Distributors.

Whether you are building top-running single girder, mono-box, or double girder cranes; rely on the highest quality crane kit on the market today. With capacities up to 15 tons (single girder) and 20 tons (double girder), you depend on the premier name in cranes and hoists — **Yale® Shaw-Box®**.

STANDARD FEATURES

- **HEAVY-WALLED** STRUCTURAL TUBE FRAME
- **ROTATING AXLE DRIVER & TRAILER WHEELS**
- **REMOVABLE BOLT-ON** RAIL SWEEPS WITH RUBBER BUMPERS
- **TOP & SIDE-MOUNTED BOLTED GIRDER** CONNECTION PLATES
- **TWO HAND HOLES PER GIRDER CONNECTION** PLATE SET
- **BRIDGE WHEELS RUN ON EITHER ASCE OR SQUARE BAR RAIL**
- **TOTALLY ENCLOSED** HELICAL GEAR BRIDGE REDUCERS
- **BRIDGE MOTORS BUILT & SIZED FOR VARIABLE FREQUENCY DRIVE**
- **NEMA 4/12 (IP 65)** CONTROL PANEL ENCLOSURE
- **ALL METAL PLUG & PLAY** CONNECTION PLUGS



SHAW-BOX

CRANE KIT

The Complete Crane Kit

YALE® SHAW-BOX® CRANE KIT COMPONENTS



BRIDGE MOTORS

Complete with Plug & Play Power Connection Cables

- Motor, Reducer and DC Rectified Brake are fully assembled for easy installation.
- Shipped ready to install on End Truck with 4 bolt connection.
- Quick-Connect Power Cable from Motor to Control Panel.
- Motors are sized to provide more torque and cooler operation for superior performance and longer life.
- Direct-Spline connection to the drive wheel.
- Motor built for use with industry standard variable frequency controls to provide a wide range of travel speed capacity.
- Totally enclosed oil-bath helical gear bridge reducers.
- Power 230/460, 200 & 575; HP: 3/4, 1, 1.5, 2 & 3.
- Motors are provided with TAS as standard.
- CSA & CE Approved

HOIST & TROLLEY

For Single & Double Girders

The Shaw-Box® World-Series and Yale® Global King Hoists & Trolleys provide long life in heavy service applications with capacities from 1 to 20 tons.

- Built to meet and exceed either FEM 2m or 3m duty (similar to ASME H4 or H4+ duty).
- Low headroom design provides maximum hook travel.
- 200% torque DC hoist motor brake.
- All Controls housed in NEMA 4/12 enclosure with easily accessible components.
- Triple reduction, helical, oil-bath lubricated hoist gearing in a cast aluminum gear case.
- Standard Hoists and Trolleys are CSA approved.



◀ Double Girder End Truck



Removable Rail Sweeps for access to wheels



Hand Holes for access to connection plates

SINGLE & DOUBLE GIRDER END TRUCKS

Complete with Connection Plates, Rail Sweeps & Bumpers

- Fitted with 2 removable (not welded) Rail Sweeps for easier inspection of the wheels.
- Heavy Duty Rubber Bumpers come standard.
- 2 oversized Hand Holes allow for easy access to connection plate bolts.
- Rotating Axle Driver and Trailer Wheels – No exposed gearing.
- Wheels are flat tread machined and hardened to 300-320 BHN – the industries hardest – and can run on ASCE or Square Bar Rail.
- Top and Side Girder Connection Plates come standard.
- Girder Connection Plates are bolted, not welded, to allow the girder to be easily removed for shipping.
- Readily Available Standard Configurations range from 1 to 20 Tons, Wheel Sizes from 4.5" to 10.2" with Wheel Bases from 54" to 120".
- Constructed from Heavy Wall ASTM Structural Tube to handle a broader range of capacities.



Single Girder End Truck ▶

CONTROL PANEL with Plug & Play Connections

- Plug & Play cables connect to bridge motors, hoist & trolley, power and pendant control for easy assembly.
- Standard Variable Frequency Control provides controlled acceleration and deceleration for smoother operation, reduced load swing, and extends the life of the drive train.
- NEMA 4/12 Enclosure.
- Meets NEC.
- Fusing, Manual Disconnect and Mainline Contactor.
- Control Panel Components are CSA approved.



FESTOON SYSTEM Plug & Play Connections

- Easy quick connect plugs requires no special tools or skills to "wire up" a bridge crane.
- Connection housings are durable metal with spring loaded snap connections. No plastic housings to break or long screws or loose gaskets to contend with.
- Flat cables and plugs are CSA approved.



PENDANT CONTROL Plug & Play Feature

- Plug & Play connection make installation and maintenance quick and easy, eliminating the need of an electrician and minimizing downtime.
- Simplified 8 button operation for all movement.
- UL Listed and CSA approved.



ONLINE ESTIMATING SOFTWARE & Component Manuals

- Our easy to use web based estimating software allows our Yale® Shaw-Box® Authorized Distributors the ability to easily prepare an estimate and generate clearance drawings.
- Clearance diagrams automatically calculated and provided in PDF or a variety of AutoCAD, E-Drawing or Solid Works formats.

THE POWER OF INTELLIGENT LIFTING

Columbus McKinnon is one of the most respected and well-known names in the material handling industry. We combine two different yet complimentary areas of expertise – rigging products and hoists – to develop complete floor-to-ceiling lifting systems for even the most unique material handling applications.

Columbus McKinnon designs and manufactures a large portfolio of durable and reliable products for a variety of industries. Our portfolio includes powered and manual hoists, rigging products, below-the-hook attachments, cranes, enclosed track systems and specially engineered products.



KNOW HOW. KNOW WHY. BE SAFE. GET TRAINED.



Not only is Columbus McKinnon a leader in material handling products, we are also a global leader in providing expertise and training on the proper use and inspection of rigging and overhead lifting equipment. With a range of comprehensive programs and seminars conducted at venues throughout North America, including our hands-on training centers and private companies, our courses include:

- Hoist Maintenance
- Crane & Hoist Inspection
- Crane Operator Training
- Safe Hoisting
- Load Securement
- Rigging
- Rigging Gear Inspection

One of our newest programs, **CMCO University™**, is a three-day course designed to give attendees an intimate knowledge of our products, the information they'll need to select the right product for the application, and the tools to win in the marketplace.

Classes are available at our state-of-the-art, hands-on training centers, including the **Niagara Training Center** and the **Hoist & Rigging Training Center of Excellence in the Center for Occupational Health and Automobile Manufacturing (COHAM) lab at The Ohio State University.**

Rely on Columbus McKinnon for the products and expertise you need to keep your workforce productive and safe.



USA: Ph: (800) 888.0985 • (716) 689.5400 • Fax: (716) 689.5644

CANADA: Ph: (877) 264.6478 • Fax: (877) 264.6477

