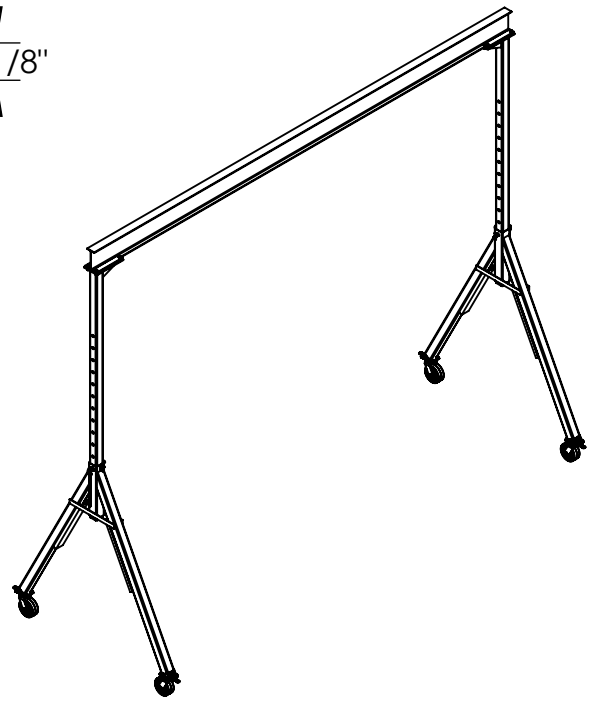
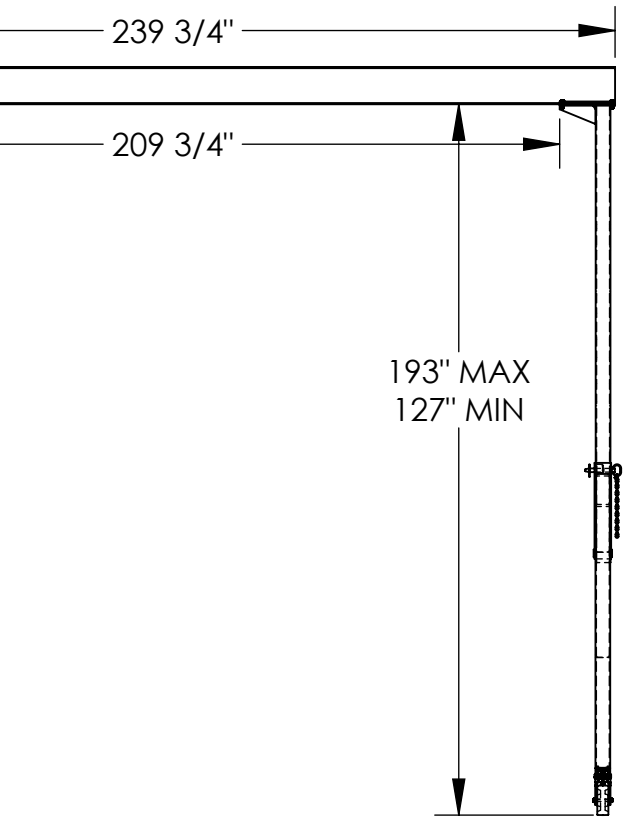
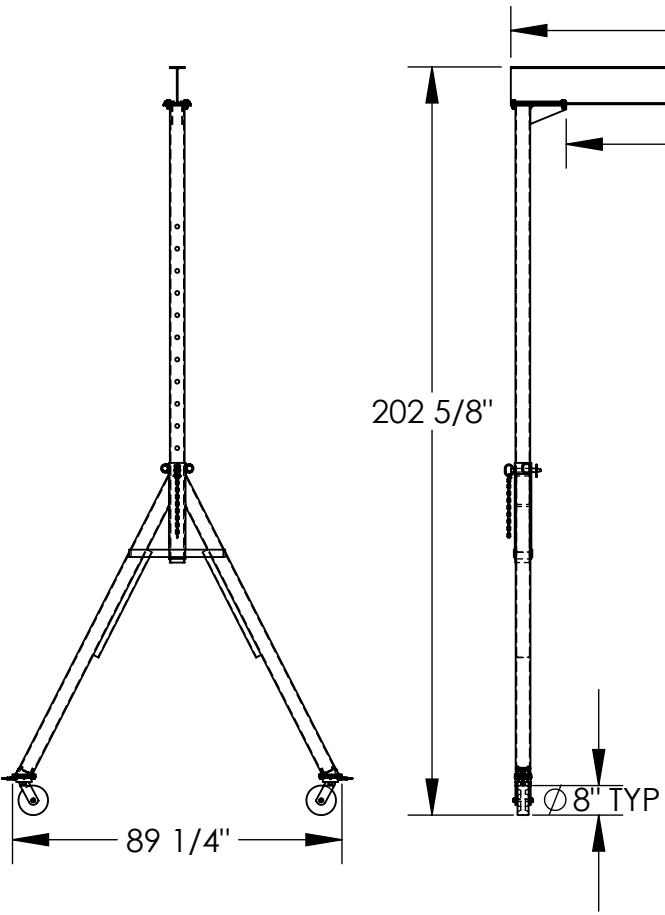


APPROX WEIGHT: 1187.32 lbs.
DOES NOT INCLUDE WEIGHT OF POWER OR PACKAGING!!!

ADJUSTABLE STEEL GANTRY CRANE - AHS-6-20-16

*** ANY ADDITIONS, DELETIONS, OR OMISSIONS MUST BE CORRECTED ON THIS DRAWING AS THIS DRAWING WILL BE CONSIDERED ALL INCLUSIVE ***
ALL GRAPHICS PROVIDED ARE FOR REFERENCE ONLY. IF CERTAIN DIMENSIONS ARE CRITICAL PLEASE VERIFY THOSE DIMENSIONS WITH YOUR SALESPERSON



3D VIEW FOR REFERENCE ONLY

STANDARD FEATURES

- MODEL NUMBER IS AHS-6-20-16
- CAPACITY IS 6,000 LBS.
- BASE WIDTH IS 89 1/4"
- OVERALL HEIGHT IS 202 5/8"
- OVERALL I-BEAM LENGTH IS 239 3/4"
- USABLE I-BEAM LENGTH IS 209 3/4"
- ADJUSTABLE UNDER I-BEAM
- HEIGHT - 127" MIN. TO 193" MAX.
- I-BEAM HEIGHT IS 10 1/8"
- (4) Ø8" SWIVEL CASTERS WITH FOUR LOCKING POSITIONS

ADDITIONAL OPTIONS

MANUAL TROLLEYS	
1,000 # CAPACITY	2,000 # CAPACITY
QIT-1	QIT-2
E-MT-1	E-MT-2
E-MT-1-C	E-MT-2-C
4,000 # CAPACITY	6,000 # CAPACITY
QIT-4	QIT-6
E-MT-4	E-MT-6
E-MT-4-C	E-MT-6-C

**CAPACITY OF ATTACHMENTS MAY DERATE CAPACITY OF GANTRY CRANE

APPROVAL

I, THE UNDERSIGNED, AGREE THAT THE PRODUCT AS REPRESENTED SATISFIES DESIGN AND DIMENSION REQUIREMENTS. I ALSO ACKNOWLEDGE MY DUTY TO CONFIRM PRODUCT AND INSTALLATION COMPLIANCE WITH ALL APPLICABLE FEDERAL, STATE AND LOCAL REGULATIONS AND STANDARDS.
ALL SPECIAL UNITS ARE NON-RETURNABLE
[] As drawn [] As marked
Signed: _____ Date: _____
LEAD TIME WILL START UPON RECEIPT OF SIGNED APPROVAL DRAWING

DISTRIBUTOR'S NAME:		P.O.#
VESTIL MANUFACTURING		X
W.O.#		X
DRAWN BY: ND	DATE: 10/1/09	SALES: X
REFERENCE: X	SCALE: 1:52	FILE NAME:
QUOTED LEAD TIME: X	QUOTE # X	28-007-174