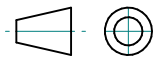
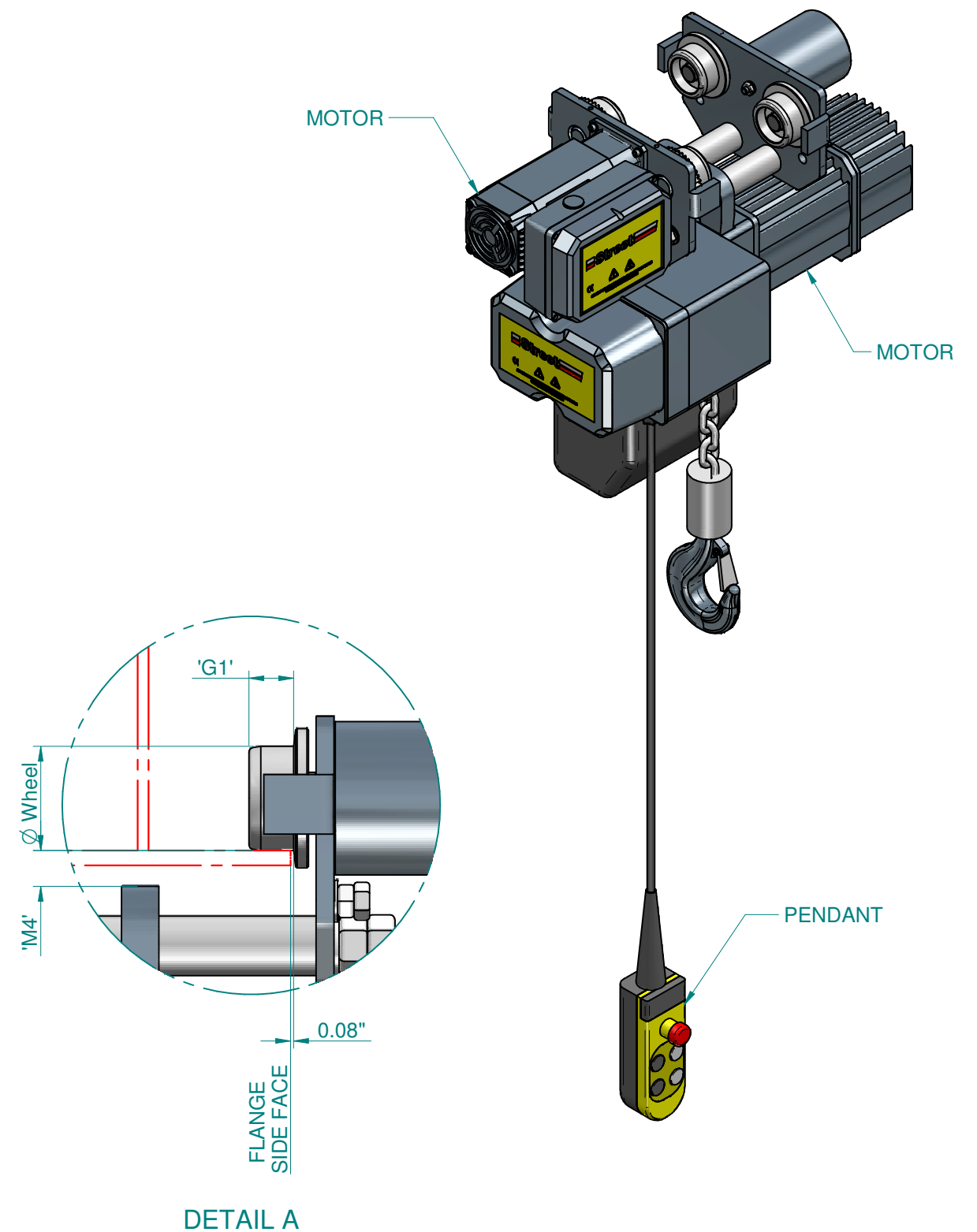
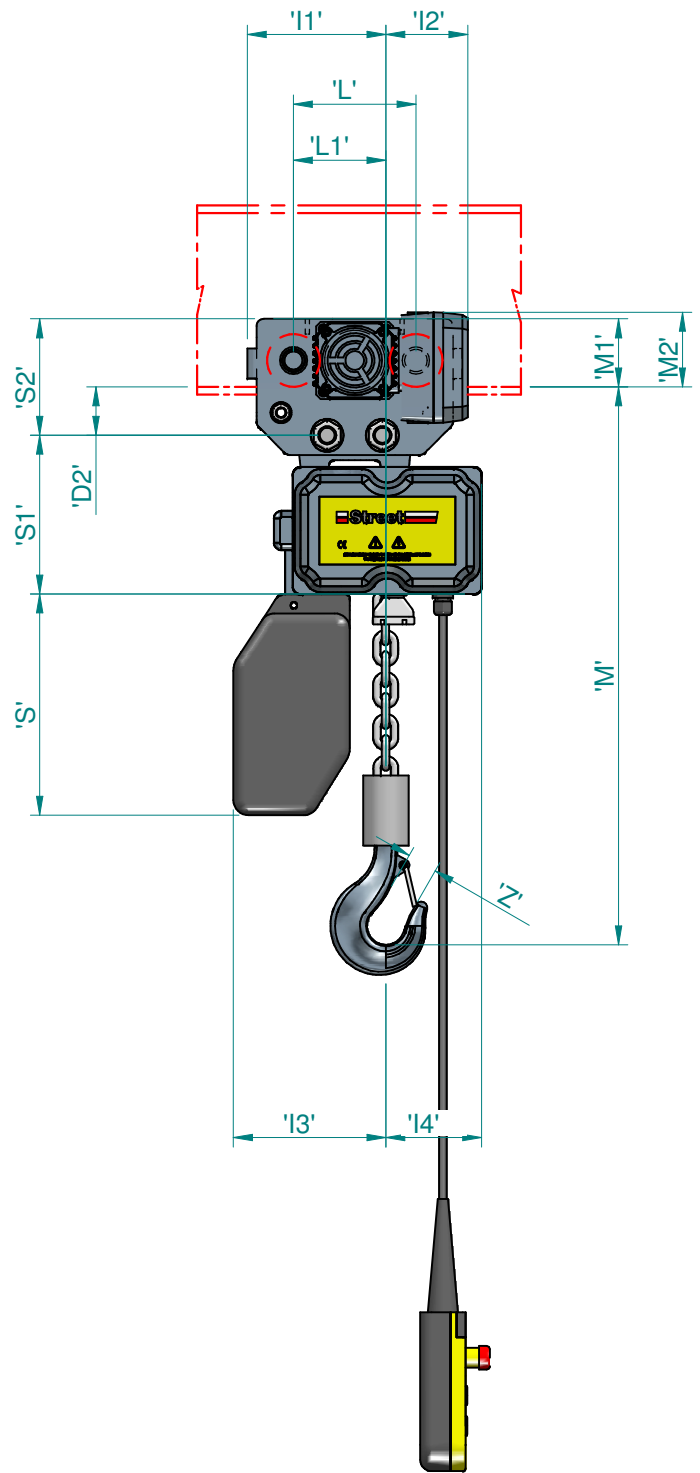
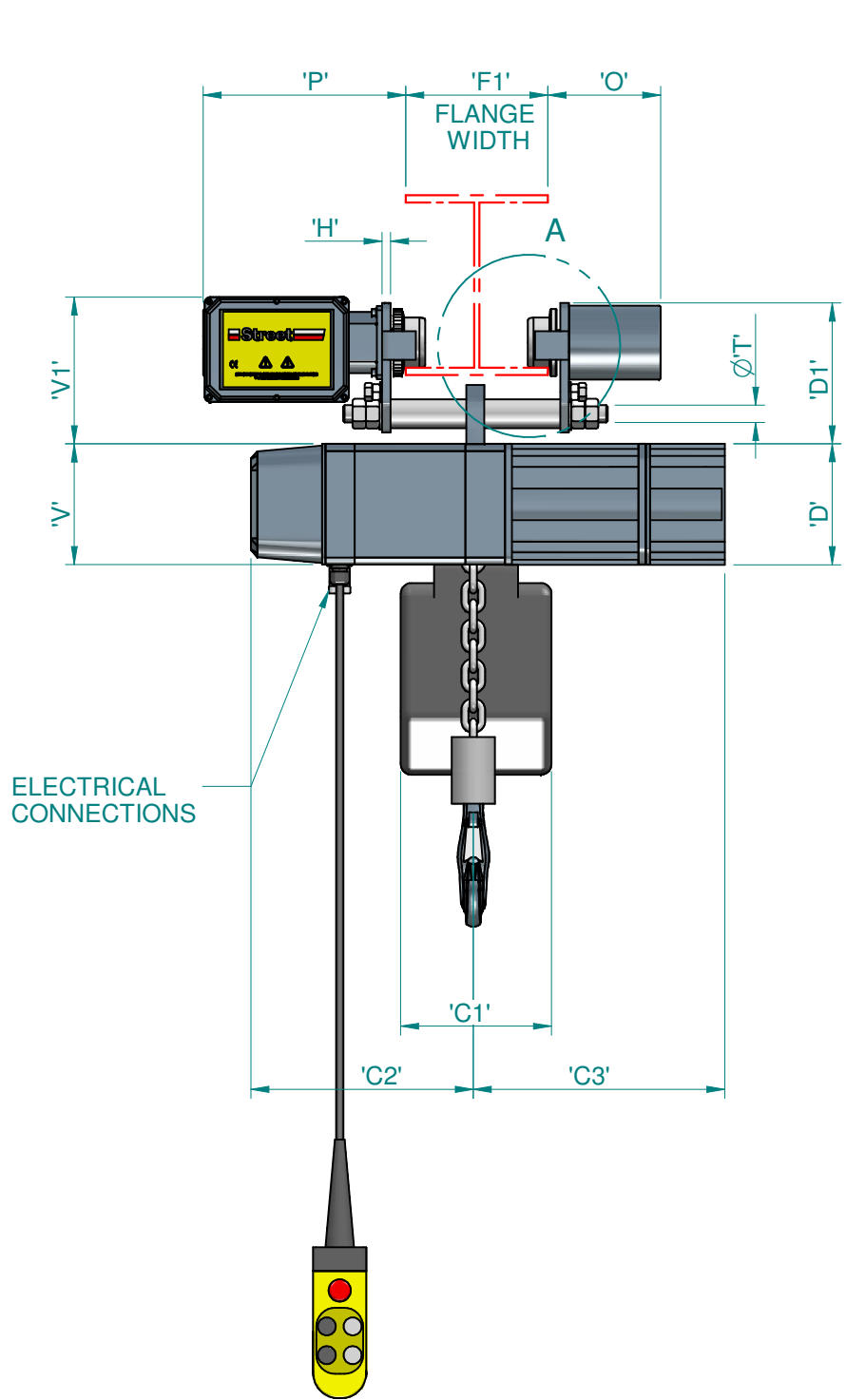


ALL DIMENSIONS IN MILLIMETRES



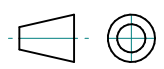
VERSION 'A'



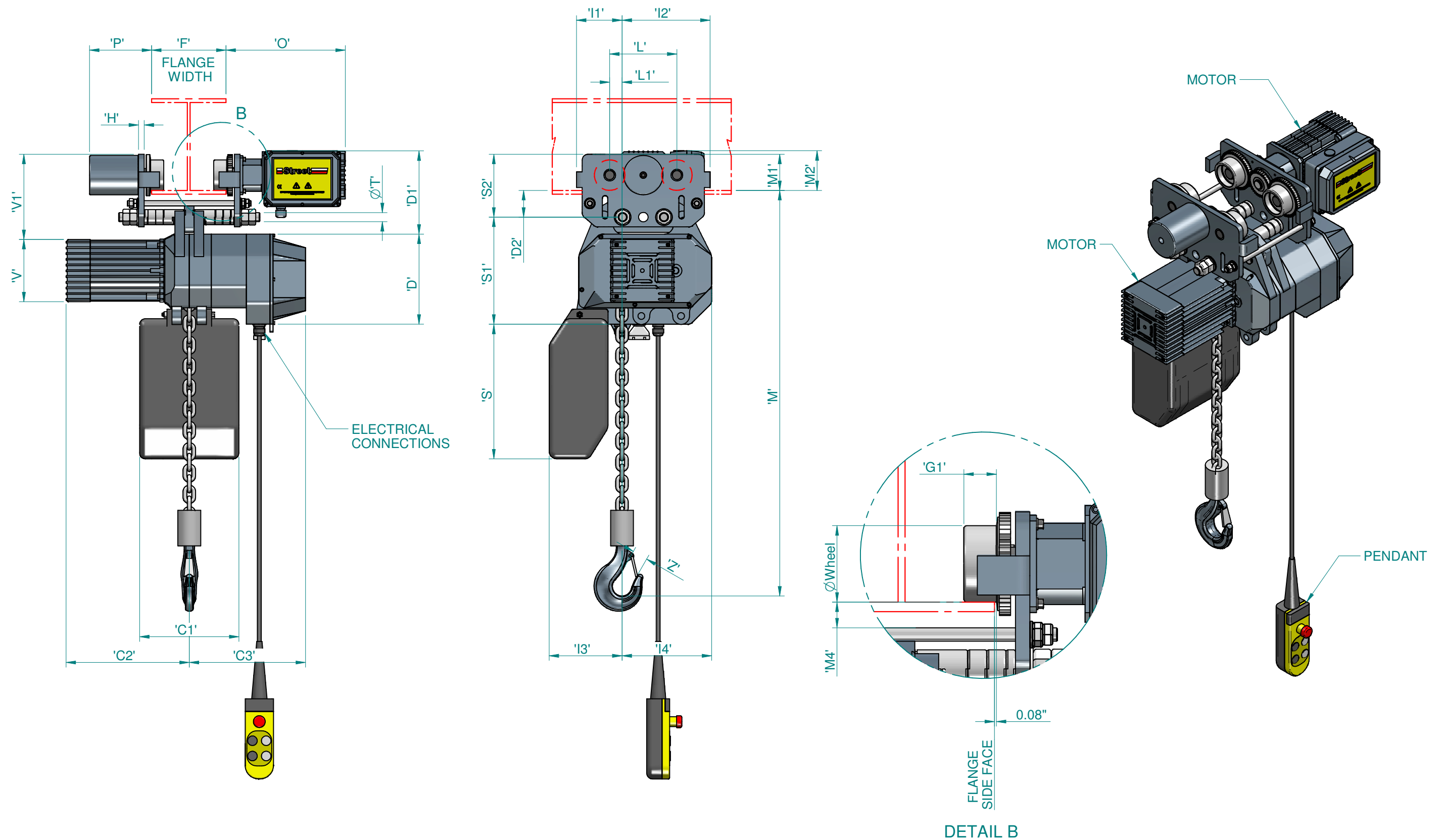
REV	C	DIM M4, MAX HOL ADDED. TROLLEY MOTOR POWER AMENDED. REF ECO-00562 WHEREVER DIM H = 0.79" WAS 0.59". AMENDED AS PER MODEL.	MAP	25/02/2014	Street Crane Co. Ltd				TITLE LX031 CHAIN HOIST USA DATA SHEET ELECTRIC TRAVEL (TYPE 'CE')	CONTRACT No.			
	B	MODEL CODE UPDATED TO MATCH NEW PRICE LIST. REF ECO-00552	MAP	10/12/2013						DATE	DRAWN	CHECKED	SCALE
		DESCRIPTION	BY	DATE	11/04/2011	SW	CR	NTS		DRAWING No.	3	DLX-1026	C

INFRINGEMENT OF COPYRIGHT. THIS DRAWING IS THE PROPERTY OF STREET CRANE COMPANY LTD AND MUST NOT BE COPIED OR SHOWN TO THIRD PARTIES WITHOUT THE WRITTEN PERMISSION OF STREET CRANE CO LTD, CHAPEL-EN-LE-FRITH, HIGH PEAK, SK23 0PH. U.K . T : +44 (0)1298 812456 F : +44 (0)1298 814945

ALL DIMENSIONS IN MILLIMETRES



VERSION 'B'



REV	C	DIM M4, MAX HOL ADDED. TROLLEY MOTOR POWER AMENDED. REF ECO-00562 WHEREVER DIM H = 0.79" WAS 0.59". AMENDED AS PER MODEL.	MAP	25/02/2014	Street Crane Co. Ltd			TITLE	CONTRACT No.				
	B	MODEL CODE UPDATED TO MATCH NEW PRICE LIST. REF ECO-00552	MAP	10/12/2013				DATE	DRAWN	CHECKED	SCALE	PART No.	DLX-1026
				BY	DATE	11/04/2011	SW	CR	NTS	DRAWING No.	3	DLX-1026	C

INFRINGEMENT OF COPYRIGHT. THIS DRAWING IS THE PROPERTY OF STREET CRANE COMPANY LTD AND MUST NOT BE COPIED OR SHOWN TO THIRD PARTIES WITHOUT THE WRITTEN PERMISSION OF STREET CRANE CO LTD, CHAPEL-EN-LE-FRITH, HIGH PEAK, SK23 0PH. U.K . T : +44 (0)1298 812456 F : +44 (0)1298 814945

ALL DIMENSIONS IN MILLIMETRES

LX031 CHAIN HOIST
ELECTRIC TRAVEL (TYPE 'CE') - Range 1

Steet Crane Model ref	Version	Capacity lb	Speed ft/min	Power HP	Falls of Chain	Ø Chain inch	C1 inch	C2 inch	C3 inch	D inch	D1 inch	D2 inch	F1 min inch	F1 max inch	G1 inch	H inch	I1 inch	I2 inch	I3 inch	I4 inch	L inch	L1 inch	M inch	M1 inch	M2 inch	M4 inch	O inch	P inch	S inch	S1 inch	S2 inch	Ø T inch	V inch	V1 inch	Ø wheel inch	Z inch	Max HOL ft	Weight lb
LX031A-M51000-009-1	Version A	2205	31	3.2	1	0.39"	8.27"	12.2"	13.78"	6.61"	7.72"	2.52"	2.87"	7.87"	1.18"	0.47"	7.2"	4.25"	7.95"	5"	6.38"	4.8"	19.69"	3.54"	3.9"	0.98"	6.18"	11.1"	11.5"	8.27"	6.06"	0.94"	6.61"	8.03"	2.76"	1.38"	26'	243
LX031B-M51000-014-1	Version B	2205	47	4.8	1	0.39"	10.24"	12.72"	11.97"	9.29"	8.58"	2.76"	3.23"	7.87"	1.34"	0.59"	4.69"	9.09"	7.52"	9.25"	5.67"	1.26"	25.79"	3.74"	4.09"	0.79"	12.28"	6.38"	13.86"	11.02"	6.5"	0.94"	6.42"	8.78"	3.15"	1.38"	131'	287
LX031A-M51000-029-2	Version A	2205	31/8	3.2/0.8	1	0.39"	8.27"	12.2"	13.78"	6.61"	7.72"	2.52"	2.87"	7.87"	1.18"	0.47"	7.2"	4.25"	7.95"	5"	6.38"	4.8"	19.69"	3.54"	3.9"	0.98"	6.18"	11.1"	11.5"	8.27"	6.06"	0.94"	6.61"	8.03"	2.76"	1.38"	26'	243
LX031B-M51000-314-2	Version B	2205	47/12	4.8/1.1	1	0.39"	10.24"	13.9"	11.97"	9.29"	8.58"	2.76"	3.23"	7.87"	1.34"	0.59"	4.69"	9.09"	7.52"	9.25"	6.93"	1.26"	24.21"	3.74"	4.09"	0.79"	12.28"	6.38"	13.86"	11.06"	6.46"	0.94"	6.42"	8.78"	3.15"	1.38"	131'	287
LX031A-M51500-004-1	Version A	3308	16	3.2	1	0.39"	8.27"	12.2"	13.78"	6.61"	7.72"	2.52"	2.87"	7.87"	1.18"	0.47"	7.2"	4.25"	7.95"	5"	6.38"	4.8"	20.71"	3.54"	3.9"	0.98"	6.18"	11.1"	11.5"	8.27"	6.06"	0.94"	6.61"	8.03"	2.76"	1.38"	26'	254
LX031B-M51500-009-1	Version B	3308	31	4.8	1	0.39"	8.27"	12.72"	11.97"	9.29"	8.58"	2.76"	3.23"	7.87"	1.34"	0.59"	4.69"	9.09"	7.52"	9.25"	5.67"	1.26"	25.79"	3.74"	4.09"	0.79"	12.28"	6.38"	13.86"	11.02"	6.5"	0.94"	6.42"	8.78"	3.15"	1.38"	125'	287
LX031B-M51500-014-1	Version B	3308	47	4.8	1	0.39"	10.24"	12.68"	13.15"	9.29"	8.58"	2.76"	3.23"	7.87"	1.34"	0.79"	4.84"	8.94"	7.68"	9.09"	6.93"	1.42"	25.79"	3.74"	4.09"	0.79"	12.52"	6.57"	13.86"	11.06"	6.46"	0.94"	6.42"	8.78"	3.15"	1.38"	131'	287
LX031A-M51500-014-2	Version A	3308	16/4	3.2/0.8	1	0.39"	8.27"	12.2"	13.78"	6.61"	7.72"	2.52"	2.87"	7.87"	1.18"	0.47"	7.2"	4.25"	7.95"	5"	6.38"	4.8"	20.71"	3.54"	3.9"	0.98"	6.18"	11.1"	11.5"	8.27"	6.06"	0.94"	6.61"	8.03"	2.76"	1.38"	26'	254
LX031B-M51500-029-2	Version B	3308	31/8	4.8/1.1	1	0.39"	10.24"	13.9"	11.97"	9.29"	8.58"	2.76"	3.23"	7.87"	1.34"	0.59"	4.69"	9.09"	7.52"	9.25"	6.93"	1.26"	25.79"	3.74"	4.09"	0.79"	12.28"	6.38"	13.86"	11.06"	6.46"	0.94"	6.42"	8.78"	3.15"	1.38"	126'	287
LX031B-M51500-314-2	Version B	3308	47/12	5.6/1.3	1	0.39"	10.24"	13.86"	13.15"	9.29"	8.58"	2.76"	3.23"	7.87"	1.34"	0.79"	4.84"	8.94"	7.68"	9.09"	6.93"	1.42"	25.79"	3.74"	4.09"	0.79"	12.52"	6.57"	13.86"	11.02"	6.5"	0.94"	6.42"	8.78"	3.15"	1.38"	131'	287
LX031A-M52000-004-1	Version A	4410	16	3.2	1	0.39"	8.27"	12.2"	13.78"	6.61"	7.72"	2.52"	2.87"	7.87"	1.18"	0.47"	7.2"	4.25"	7.95"	5"	6.38"	4.8"	20.71"	3.54"	3.9"	0.98"	6.18"	11.1"	11.5"	8.27"	6.06"	0.94"	6.61"	8.03"	2.76"	1.38"	26'	254
LX031B-M52000-008-1	Version B	4410	28	4.8	1	0.43"	10.24"	12.68"	13.15"	9.29"	8.58"	2.76"	3.23"	7.87"	1.34"	0.79"	4.84"	8.94"	7.68"	9.09"	6.93"	1.42"	25.79"	3.74"	4.09"	0.79"	12.52"	6.57"	13.86"	11.06"	6.46"	0.94"	6.42"	8.78"	3.15"	1.38"	125'	287
LX031A-M52000-014-2	Version A	4410	16/4	3.2/0.8	1	0.39"	8.27"	12.2"	13.78"	6.61"	7.72"	2.52"	2.87"	7.87"	1.18"	0.47"	7.2"	4.25"	7.95"	5"	6.38"	4.8"	26.97"	3.54"	3.9"	0.98"	6.18"	11.1"	11.5"	8.27"	6.06"	0.94"	6.61"	8.03"	2.76"	1.38"	26'	254
LX031B-M52000-029-2	Version B	4410	31/8	4.8/1.1	1	0.43"	10.24"	13.86"	13.15"	9.29"	8.58"	2.76"	3.23"	7.87"	1.34"	0.79"	4.84"	8.94"	7.68"	9.09"	6.93"	1.42"	25.79"	3.74"	4.09"	0.79"	12.52"	6.57"	13.86"	11.02"	6.5"	0.94"	6.42"	8.78"	3.15"	1.38"	125'	296
LX031B-M52500-009-1	Version B	5513	31	4.8	1	0.43"	10.24"	12.68"	13.15"	9.29"	8.58"	2.76"	3.23"	7.87"	1.34"	0.79"	4.84"	8.94"	7.68"	9.09"	6.93"	1.42"	25.79"	3.74"	4.09"	0.79"	12.52"	6.57"	13.86"	11.06"	6.46"	0.94"	6.42"	8.78"	3.15"	1.38"	125'	296
LX031B-M52500-029-2	Version B	5513	31/8	4.8/1.1	1	0.43"	10.24"	13.86"	13.15"	9.29"	8.58"	2.76"	3.23"	7.87"	1.34"	0.79"	4.84"	8.94"	7.68"	9.09"	6.93"	1.42"	25.79"	3.74"	4.09"	0.79"	12.52"	6.57"	13.86"	11.02"	6.5"	0.94"	6.42"	8.78"	3.15"	1.38"	125'	296

NOTE:
 1) REFER RESPECTIVE VERSION FOR DIMENSIONS.

- FURTHER INFORMATION:**
- SUPPLY 460V 3PH 60 Hz
 - HOIST IP RATING IP55
 - CONTROL PANEL IP RATING IP65 CEI-EN
 - CONTROL VOLTAGE 48V
 - OPERATING TEMPERATURE: -4°F TO +122°F
 - MOTORS CLASS F INSULATION
 - OVERLOAD CLUTCH SET AT 120% OF SWL.
 - DUTY:

SPEED	%CDF	'M' RATING	FEM CLASS	HMI CLASS
SINGLE	55	M5	2m	H4
DUAL	40/15	M5	2m	H4

- HEIGHT OF LIFT (HOL) - 9'-10" (STD) TO MAX VALUE AS SPECIFIED IN THE TABLE. CAN BE ORDERED WITH 3'-3" INCREMENT.
- ADDITIONAL HOL MAY REQUIRE LARGER CHAIN BUCKET. DIMENSIONS 'C1', 'I3', 'S' AND WEIGHT MAY VARY THAN STANDARD SIZE.
- TROLLEY MOTOR SPEED - SINGLE SPEED AT EITHER 27.5ft/min OR 55ft/min OR DUAL SPEED AT 27.5/55ft/min
 TROLLEY MOTOR POWER - SINGLE SPEED AT 0.32HP OR DUAL SPEED AT 0.16/0.32HP (FOR HOIST UPTO 5513 lb) & SINGLE SPEED AT 0.8HP OR DUAL SPEED AT 0.32/0.8HP (FOR HOIST ABOVE & INCLUDING 5513 lb)

LX MODEL CODE BREAKDOWN

	LX03	1	*	-	M5	****	-	***	-	*	-	1	-	460	60	*	4	5	-	0CE	-	***	-	*	-	**	
HOIST TYPE																											
NUMBER OF FALLS OF CHAIN																											
HOIST VERSION																											
HOIST DUTY																											
SAFE WORKING LOAD																											
HOIST SPEED																											
HOIST SPEED CODE																											
RANGE																											
SUPPLY POTENTIAL																											
SUPPLY FREQUENCY																											
COMPLIANCE																											
CONTROL POTENTIAL																											
MAX AMBIENT TEMPERATURE																											
HOIST CONSTRUCTION																											
TRAVERSE SPEED*																											
TRAVERSE SPEED CODE*																											
HEIGHT OF LIFT																											

F	C	DIM M4, MAX HOL ADDED. TROLLEY MOTOR POWER AMENDED. REF ECO-00562 WHEREVER DIM H = 0.79" WAS 0.59". AMENDED AS PER MODEL	MAP	25/02/2014	Street Crane Co. Ltd				TITLE	CONTRACT No.		
	B	MODEL CODE UPDATED TO MATCH NEW PRICE LIST. REF ECO-00552	MAP	10/12/2013	DATE	DRAWN	CHECKED	SCALE	LX031 CHAIN HOIST USA DATA SHEET ELECTRIC TRAVEL (TYPE 'CE')	PART No. DLX-1026		
	REV	DESCRIPTION	BY	DATE	11/04/2011	SW	CR			DRAWING No. 3	DLX-1026	C

ALL DIMENSIONS IN MILLIMETRES

LX031 CHAIN HOIST
ELECTRIC TRAVEL (TYPE 'CE') - Range 2

Steet Crane Model ref	Version	Capacity lb	Speed ft/min	Power HP	Falls of Chain	Ø Chain inch	C1 inch	C2 inch	C3 inch	D inch	D1 inch	D2 inch	F1 min inch	F1 max inch	G1 inch	H inch	I1 inch	I2 inch	I3 inch	I4 inch	L inch	L1 inch	M inch	M1 inch	M2 inch	M4 inch	O inch	P inch	S inch	S1 inch	S2 inch	Ø T inch	V inch	V1 inch	Ø wheel inch	Z inch	Max HOL ft	Weight lb
LX031A-M51000-009-1	Version A	2205	31	3.2	1	0.39"	8.27"	12.2"	13.78"	6.61"	7.72"	2.52"	7.91"	11.81"	1.18"	0.47"	7.2"	4.25"	7.95"	5"	6.38"	4.8"	19.69"	3.54"	3.9"	0.98"	6.18"	11.1"	11.5"	8.27"	6.06"	0.94"	6.61"	8.03"	2.76"	1.38"	26'	243
LX031B-M51000-014-1	Version B	2205	47	4.8	1	0.39"	10.24"	12.72"	11.97"	9.29"	8.58"	2.76"	7.91"	11.81"	1.34"	0.59"	4.69"	9.09"	7.52"	9.25"	5.67"	1.26"	25.79"	3.74"	4.09"	0.79"	12.28"	6.38"	13.86"	11.02"	6.5"	0.94"	6.42"	8.78"	3.15"	1.38"	131'	287
LX031A-M51000-029-2	Version A	2205	31/8	3.2/0.8	1	0.39"	8.27"	12.2"	13.78"	6.61"	7.72"	2.52"	7.91"	11.81"	1.18"	0.47"	7.2"	4.25"	7.95"	5"	6.38"	4.8"	19.69"	3.54"	3.9"	0.98"	6.18"	11.1"	11.5"	8.27"	6.06"	0.94"	6.61"	8.03"	2.76"	1.38"	26'	243
LX031B-M51000-314-2	Version B	2205	47/12	4.8/1.1	1	0.39"	10.24"	13.9"	11.97"	9.29"	8.58"	2.76"	7.91"	11.81"	1.34"	0.59"	4.69"	9.09"	7.52"	9.25"	6.93"	1.26"	24.21"	3.74"	4.09"	0.79"	12.28"	6.38"	13.86"	11.06"	6.46"	0.94"	6.42"	8.78"	3.15"	1.38"	131'	287
LX031A-M51500-004-1	Version A	3308	16	3.2	1	0.39"	8.27"	12.2"	13.78"	6.61"	7.72"	2.52"	7.91"	11.81"	1.18"	0.47"	7.2"	4.25"	7.95"	5"	6.38"	4.8"	20.71"	3.54"	3.9"	0.98"	6.18"	11.1"	11.5"	8.27"	6.06"	0.94"	6.61"	8.03"	2.76"	1.38"	26'	254
LX031B-M51500-009-1	Version B	3308	31	4.8	1	0.39"	8.27"	12.72"	11.97"	9.29"	8.58"	2.76"	7.91"	11.81"	1.34"	0.59"	4.69"	9.09"	7.52"	9.25"	5.67"	1.26"	25.79"	3.74"	4.09"	0.79"	12.28"	6.38"	13.86"	11.02"	6.5"	0.94"	6.42"	8.78"	3.15"	1.38"	125'	287
LX031B-M51500-014-1	Version B	3308	47	4.8	1	0.39"	10.24"	12.68"	13.15"	9.29"	8.58"	2.76"	7.91"	11.81"	1.34"	0.79"	4.84"	8.94"	7.68"	9.09"	6.93"	1.42"	25.79"	3.74"	4.09"	0.79"	12.52"	6.57"	13.86"	11.06"	6.46"	0.94"	6.42"	8.78"	3.15"	1.38"	131'	287
LX031A-M51500-014-2	Version A	3308	16/4	3.2/0.8	1	0.39"	8.27"	12.2"	13.78"	6.61"	7.72"	2.52"	7.91"	11.81"	1.18"	0.47"	7.2"	4.25"	7.95"	5"	6.38"	4.8"	20.71"	3.54"	3.9"	0.98"	6.18"	11.1"	11.5"	8.27"	6.06"	0.94"	6.61"	8.03"	2.76"	1.38"	26'	254
LX031B-M51500-029-2	Version B	3308	31/8	4.8/1.1	1	0.39"	10.24"	13.9"	11.97"	9.29"	8.58"	2.76"	7.91"	11.81"	1.34"	0.59"	4.69"	9.09"	7.52"	9.25"	6.93"	1.26"	25.79"	3.74"	4.09"	0.79"	12.28"	6.38"	13.86"	11.06"	6.46"	0.94"	6.42"	8.78"	3.15"	1.38"	126'	287
LX031B-M51500-314-2	Version B	3308	47/12	5.6/1.3	1	0.39"	10.24"	13.86"	13.15"	9.29"	8.58"	2.76"	7.91"	11.81"	1.34"	0.79"	4.84"	8.94"	7.68"	9.09"	6.93"	1.42"	25.79"	3.74"	4.09"	0.79"	12.52"	6.57"	13.86"	11.02"	6.5"	0.94"	6.42"	8.78"	3.15"	1.38"	131'	287
LX031A-M52000-004-1	Version A	4410	16	3.2	1	0.39"	8.27"	12.2"	13.78"	6.61"	7.72"	2.52"	7.91"	11.81"	1.18"	0.47"	7.2"	4.25"	7.95"	5"	6.38"	4.8"	20.71"	3.54"	3.9"	0.98"	6.18"	11.1"	11.5"	8.27"	6.06"	0.94"	6.61"	8.03"	2.76"	1.38"	26'	254
LX031B-M52000-008-1	Version B	4410	28	4.8	1	0.43"	10.24"	12.68"	13.15"	9.29"	8.58"	2.76"	7.91"	11.81"	1.34"	0.79"	4.84"	8.94"	7.68"	9.09"	6.93"	1.42"	25.79"	3.74"	4.09"	0.79"	12.52"	6.57"	13.86"	11.06"	6.46"	0.94"	6.42"	8.78"	3.15"	1.38"	125'	287
LX031A-M52000-014-2	Version A	4410	16/4	3.2/0.8	1	0.39"	8.27"	12.2"	13.78"	6.61"	7.72"	2.52"	7.91"	11.81"	1.18"	0.47"	7.2"	4.25"	7.95"	5"	6.38"	4.8"	26.97"	3.54"	3.9"	0.98"	6.18"	11.1"	11.5"	8.27"	6.06"	0.94"	6.61"	8.03"	2.76"	1.38"	26'	254
LX031B-M52000-029-2	Version B	4410	31/8	4.8/1.1	1	0.43"	10.24"	13.86"	13.15"	9.29"	8.58"	2.76"	7.91"	11.81"	1.34"	0.79"	4.84"	8.94"	7.68"	9.09"	6.93"	1.42"	25.79"	3.74"	4.09"	0.79"	12.52"	6.57"	13.86"	11.02"	6.5"	0.94"	6.42"	8.78"	3.15"	1.38"	125'	296
LX031B-M52500-009-1	Version B	5513	31	4.8	1	0.43"	10.24"	12.68"	13.15"	9.29"	8.58"	2.76"	7.91"	11.81"	1.34"	0.79"	4.84"	8.94"	7.68"	9.09"	6.93"	1.42"	25.79"	3.74"	4.09"	0.79"	12.52"	6.57"	13.86"	11.06"	6.46"	0.94"	6.42"	8.78"	3.15"	1.38"	125'	296
LX031B-M52500-029-2	Version B	5513	31/8	4.8/1.1	1	0.43"	10.24"	13.86"	13.15"	9.29"	8.58"	2.76"	7.91"	11.81"	1.34"	0.79"	4.84"	8.94"	7.68"	9.09"	6.93"	1.42"	25.79"	3.74"	4.09"	0.79"	12.52"	6.57"	13.86"	11.02"	6.5"	0.94"	6.42"	8.78"	3.15"	1.38"	125'	296

NOTE:
 1) REFER RESPECTIVE VERSION FOR DIMENSIONS.

FURTHER INFORMATION:

- SUPPLY 460V 3PH 60 Hz
- HOIST IP RATING IP55
- CONTROL PANEL IP RATING IP65 CEI-EN
- CONTROL VOLTAGE 48V
- OPERATING TEMPERATURE: -4°F TO +122°F
- MOTORS CLASS F INSULATION
- OVERLOAD CLUTCH SET AT 120% OF SWL.
- DUTY:

SPEED	%CDF	'M' RATING	FEM CLASS	HMI CLASS
SINGLE	55	M5	2m	H4
DUAL	40/15	M5	2m	H4

- HEIGHT OF LIFT (HOL) - 9'-10" (STD) TO MAX VALUE AS SPECIFIED IN THE TABLE. CAN BE ORDERED WITH 3'-3" INCREMENT.
- ADDITIONAL HOL MAY REQUIRE LARGER CHAIN BUCKET. DIMENSIONS 'C1', 'I3', 'S' AND WEIGHT MAY VARY THAN STANDARD SIZE.
- TROLLEY MOTOR SPEED - SINGLE SPEED AT EITHER 27.5ft/min OR 55ft/min OR DUAL SPEED AT 27.5/55ft/min
 TROLLEY MOTOR POWER - SINGLE SPEED AT 0.32HP OR DUAL SPEED AT 0.16/0.32HP (FOR HOIST UPTO 5513 lb) &
 SINGLE SPEED AT 0.8HP OR DUAL SPEED AT 0.32/0.8HP (FOR HOIST ABOVE & INCLUDING 5513 lb)

LX MODEL CODE BREAKDOWN

LX03	1	*	-	M5	****	-	***	-	*	-	2	-	460	60	*	4	5	-	0CE	-	***	-	*	-	**	
HOIST TYPE																										
NUMBER OF FALLS OF CHAIN																										
HOIST VERSION																										
HOIST DUTY																										
SAFE WORKING LOAD																										
HOIST SPEED																										
HOIST SPEED CODE																										
RANGE																										
SUPPLY POTENTIAL																										
SUPPLY FREQUENCY																										
COMPLIANCE																										
CONTROL POTENTIAL																										
MAX AMBIENT TEMPERATURE																										
HOIST CONSTRUCTION																										
TRAVERSE SPEED*																										
TRAVERSE SPEED CODE*																										
HEIGHT OF LIFT																										

C	DIM M4, MAX HOL ADDED. TROLLEY MOTOR POWER AMENDED. REF ECO-00562 WHEREVER DIM H = 0.79" WAS 0.59". AMENDED AS PER MODEL.	MAP	25/02/2014	Street Crane Co. Ltd				TITLE	CONTRACT No.			
	MODEL CODE UPDATED TO MATCH NEW PRICE LIST. REF ECO-00552	MAP	10/12/2013	DATE	DRAWN	CHECKED	SCALE	LX031 CHAIN HOIST USA DATA SHEET ELECTRIC TRAVEL (TYPE 'CE')	PART No.	DLX-1026		
REV	DESCRIPTION	BY	DATE	11/04/2011	SW	CR		DRAWING No.	3	DLX-1026	C	SHT 4 OF 4