

















Heavy Duty 12 Gauge C-Track System Components

Galvanized Steel • Stainless Steel

Precision Bearings Available

Flat Cable Components

	Catalog Number		Weight Pounds	Description
	Galvanized Steel	Stainless Steel		
	FC-CH2A-10 FC-CH2A-20 FC-CH2A CUT	FC-CH2A-10-SS FC-CH2A-20-SS FC-CH2A-SS CUT	17.5 35.0 1.75 lb./ft.	12 Gauge C-Track 10 ft. section. 20 ft. section. Cross Arm Bracket or Cut Lengths to 19.5'. Specify length in 1/2 foot increments.
	FC-CH2D	FC-CH2D-SS	1.38	Track Joint Assembly One required for each track section per run less one. Allen wrench FC-AR required. Joint clamp for secure attachment and proper alignment of track sections.
	FC-CH2F	FC-CH2F-SS	1.19	Track Hanger Clamp Assembly One required for each cross arm bracket for each track run. 10' spacing under 75 lb. trolley load. For heavier loads, see chart in Technical Bulletin. For mounting track to cross arm bracket. Includes all required hardware. Use wrench FC-AR.
	FC-CH2G	FC-CH2G-SS	.19	End Stop One required for each track run. Bumper with mounting hardware.
	FC-TMC-U	FC-TMC-U-SS	.38	Mounting Clamp for Cross Arm Bracket Two required for each cross arm bracket. Universal mounting clamp with bolt.
	FC-CH2GC	FC-CH2GC	.03	Rubber End Cap
	FC-CS22 FC-CS21 FC-CS24	FC-CS22-SS FC-CS21-SS FC-CS24-SS	.72 1.9 1.73	End Clamp and Saddle Assembly One required for each track run at storage end of track. Standard saddle with clamp and hardware to secure cable. 6-3/4" wide. Same as FC-CS22 except with large saddle. Same as the FC-CS21 except 5-1/2" wide. 4-1/8" x 2" cable window.
 FC-TRT22	FC-TRT22 FC-TRT21 FC-TRT24	FC-TRT22-SS FC-TRT21-SS FC-TRT24-SS	2.19 4.75 4.30	Tow Trolley and Saddle Assembly Load Rating: 75 lb. max. One required for each piece of moving equipment to be electrified. 5" trolley with four steel shielded ball bearing wheels and standard saddle with cut out box for tow bar. Stainless version has anodized body. 7"L x 6-3/4"W, trolley and large saddle. Same as the FC-TRT21 except 5-1/2" wide. 4-1/8" x 2" cable window.

	Catalog Number		Weight Pounds	Description
	Galvanized Steel	Stainless Steel		
	FC-TB1	FC-TB1-SS	3.50	Tow Bar One required for each tow trolley. For mounting on moving equipment, 18" long.
	FC-TRC22 *	FC-TRC22-SS	5.0	Control Trolley Assemblies for Push Button Station (Optional Brake Available) Two trolleys and one standard saddle mounted on bracket plus fittings to attach control box. Control box not included. Stainless steel version has anodized bodies. Consult factory for Special Bearings.
	FC-BX1		9.0	Junction Boxes and Terminal Strips Steel junction box, 8" x 10" x 4", for control trolley FC-TRC22. Rated NEMA 13. Accepts up to two terminal strips. Stainless steel junction box. Rated NEMA 4X. Fiberglass junction box. Rated NEMA 4X. Steel junction box, 10" x 12" x 5", for control trolley. Rated NEMA 13. Specify 3 or 4 FC-BXT or FC-BXT-HD terminal strips. 12-Pole terminal strip. Heavy duty 12-pole terminal strip.
		FC-BX1-SS	9.0	
	FC-BX2	FC-BX1-4X	7.0	
	FC-BXT	FC-BXT	12.19	
	FC-BXT-HD	FC-BXT-HD	.20 .40	
 FC-TR22	FC-TR22	FC-TR22-SS	1.28	Intermediate Trolley-Saddle Assemblies Trolley load rating: 75 lb. max. 5", high strength aluminum body with four steel shielded ball bearing wheels and standard saddle. Stainless version has anodized body. Same as FC-TR22 except 3" long. 7"L x 6-3/4"W, high strength aluminum body with large saddle. Same as FC-TR21 except 5-1/2" wide body and saddle. 4-1/8" x 2" cable window.
	FC-TR23		1.15	
	FC-TR21	FC-TR21-SS	2.88	
	FC-TR24	FC-TR24-SS	2.60	
	FC-TRB2		.06	Trolley Bumpers Hard rubber bumper with mounting screw. (Adds 1/2" per bumper to trolley length.) 5/8" diameter, 8-32 screw.
	FC-AR		.06	Allen Wrench - 3/16" For tightening set screws on track hangers and track joints.

* For quick plug control trolley and components, see CT Brochure.

Round Cable and Air Hose System Components



R-TR21-4 Trolley

Trolleys, saddles, and all associated parts for round cable and air hose systems are available. Refer to the Installation and Technical Data Bulletin and Festoon Price List for details.

NOTE: These steel round cable and hose saddles are also available on R-TR10 and R-TR12 series trolleys.