

# Budgit Electric Hoist Cutaway



## **NEW Heavy Duty Motor Brake**

AC spring set disc brake for positive braking action and long life with minimal maintenance. Easy 1-step adjustment procedure.

## **Gearing**

Totally enclosed, oil-bath lubricated for long life.

## **High-Torque, Heavy Duty Hoist Motor**

Motors are H4 30-minute rated with class "F" insulation and include a thermal actuated switch –(TAS) embedded in the motor winding for protection

## **Load Sprocket & Chain Guide**

Provided with a full floating chain guide that assures proper engagement of chain on load sprocket.

## **Lower Block**

Provided with a 360° rotating hook riding on thrust bearings. As standard, the hook is provided with a spring-loaded latch.

## **Push-Button Controls**

Standard push-button control station is contoured for operator comfort allowing easy one-handed sure grip control and provided with a weatherproof NEMA-4X enclosure. The push-button cable is provided with built-in strain relief to help prevent cable damage.

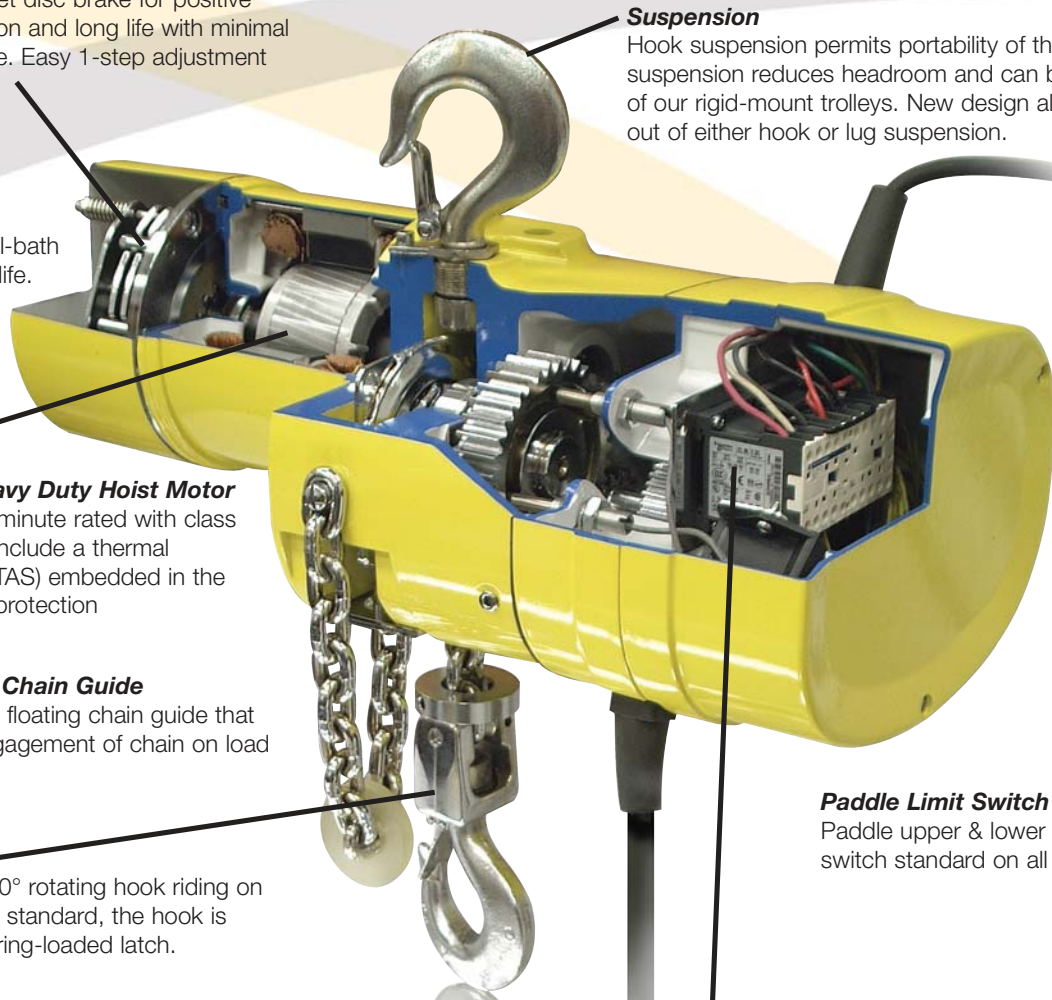


## **Manguard Overload Protection**

The Manguard prevents lifting loads beyond the hoist's load range, which may damage the hoist or supporting structure. Optional mechanical load brake is available.

## **Suspension**

Hook suspension permits portability of the hoist while lug suspension reduces headroom and can be used with any of our rigid-mount trolleys. New design allows easy change out of either hook or lug suspension.



## **Paddle Limit Switch**

Paddle upper & lower control limit switch standard on all hoists.

## **Hoist Controls**

Single speed (standard) or optional two speed and variable frequency for precision handling is located under a removable cover for easy access.

## **Powder Coat Finish**

Provides a long lasting durable finish and added resistance to corrosive environments.

## **Chain Container**

Included as standard for lifts up to 20'.

## **Die-Cast Aluminum Alloy Housing and Frame**

Lightweight & rugged. Housing is precision machined for accurate gear and bearing alignment.

All hoists are built in compliance to ASME/ANSI B30.16 standards and NEC electrical codes. Budgit® electric hoists and motor-driven trolleys are CSA approved and are ISO9001 certified.

## **Specifications**

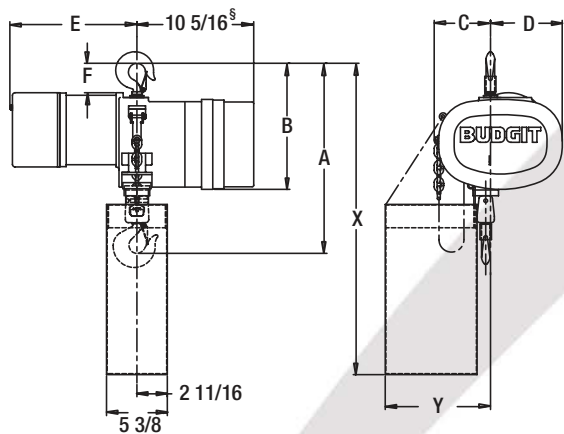
<b>Capacity Range</b>	1/4 thru 3 tons
<b>Lift</b>	10 feet standard, additional lifts available.
<b>Lifting Speed</b>	5 to 64 FPM
<b>AC Power Supply</b>	115/230 1-60 HZ; 230/460-3-60 reconnectable or 208 and 575-3-60 single voltage
<b>Control</b>	Push-button control voltage of 115 volts standard on all models. 24-volt control optional.
<b>Suspension</b>	Hook and Lug

# Hook & Lug Mounted Hoists

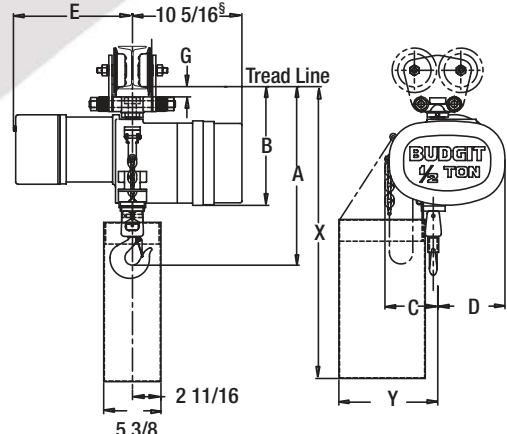


- Single speed standard. Optional 2-speed or variable frequency control available for precision load spotting.
- Heavy duty AC spring set motor brake with easy 1-step adjustment procedure.
- Gearing totally enclosed in oil-bath lubrication for long life.
- High-torque H4 rated heavy duty motor with Class 'F' insulation with thermal actuated switches embedded in the motor winding for protection from overheating
- Weatherproof NEMA-4X enclosed push-button control station specially contoured for operator comfort allowing easy one-handed sure grip control.
- Paddle type upper & lower control limit switch.
- Powder coat finish provides long lasting durable finish and added resistance to corrosive environments.
- Manguard overload protection prevents lifting excessive loads.
- Choice of either hook suspension permitting portability of the hoist or lug suspension which reduces valuable headroom.
- All hoists are built in compliance to ASME/ANSI B30.16 & CSA standards, ISO certified and NEC electrical codes.

## Hook Mount



## Lug Mount



§ This dimension becomes 11-5/16" for 2-speed and 2-1/2 Hp models only

## Specifications & Dimensions

Capacity	Hoist Catalog #	Lift Speed	Motor	Parts of Chain	Net Weight	A		B		C	D	E** Max.	F	G	X***		Y
						Hook	Lug	Hook	Lug						Hook	Lug	
tons		FPM	H.P.		lbs	in	in	in	in	in	in	in	in	in	in	in	in
1/4	BEHC2516	16	1/4*	1	77	16-3/4	16-13/16	11-1/8	11-3/16	5	6-5/16	14-1/4	2-9/16	15/16	27-1/2	27-5/8	9-1/2
	BEHC2532	32	1/2		80												
	BEHC2564	64	1		77												
1/2	BEHC5016	16	1/2	1	80	16-3/4	16-13/16	11-1/8	11-3/16	5	6-5/16	14-1/4	2-9/16	15/16	27-1/2	27-5/8	9-1/2
	BEHC5032	32	1		81												
1	BEHC0108	8	1/2	1	88	17-1/2	17-3/8	11-7/16	11-3/8	5-1/8	6-5/16	14-1/4	2-15/16	1-1/8	27-7/8	27-3/4	9-1/2
	BEHC0116	16	1		89												
	BEHC0132	32	2-1/2		95												
2	BEHC0204	4	1/2	2	110	23	22-1/16	13-1/8	12-3/16	6-3/8	5-1/16	14-1/4	4-9/16	1-1/16	33-1/2	32-5/8	10-3/4
	BEHC0208	8	1		111												
	BEHC0216	16	2-1/2		112												
3	BEHC0305	5	1	3	136	25-7/8	26-5/16	14-3/8	14-7/8	7-7/8	7-1/8	14-1/4	5-7/8	2	38-7/8	39-1/4	12-1/4
	BEHC0310	10	2-1/2		146												

\* Two speed hoist has a 1/2 H.P. motor

\*\* Maximum length between one & two speed model hoists. Consult factory for exact dimensions.

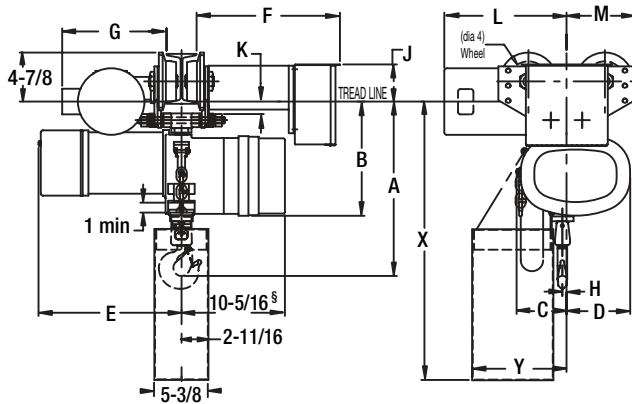
\*\*\* Dimensions based on lifts thru 30 ft (1/4 - 1 Ton capacities), thru 15 ft lift (2 Ton capacity) and thru 10 ft lift (3 Ton capacity)

## One & Two Speed Hoists

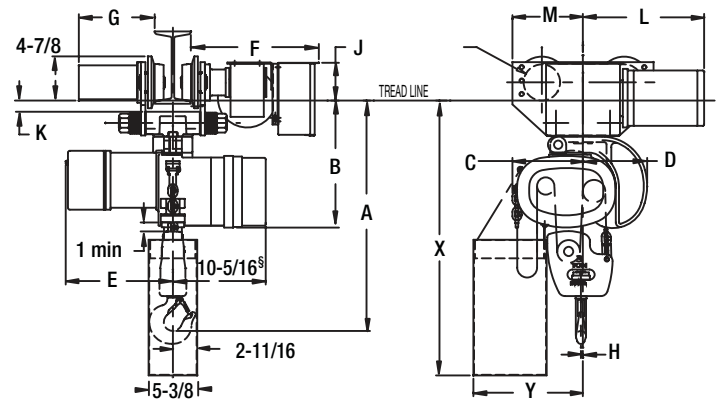


- Single speed standard. Optional 2-speed or variable frequency control available for precision load spotting for both hoist and trolley motions.
- Heavy duty AC spring set hoist motor brake with easy 1-step adjustment procedure.
- Trolley worm gear design provides smooth stopping performance.
- Hoist gearing totally enclosed in oil-bath lubrication for long life.
- Weatherproof NEMA-4X enclosed push-button control.
- Paddle Type upper & lower hoist travel limit switch.
- Manguard hoist overload protection prevents lifting excessive loads.
- All hoists and trolleys are built in compliance to ASME/ANSI B30.16 & CSA standards, NEC electrical codes and are ISO 9001 certified.

### 1/4, 1/2, 1 & 2 Ton Trolley



### 3 Ton Trolley



§ This dimension becomes 11-5/16" for 2-speed and 2-1/2 Hp models only

## Specifications & Dimensions

Capacity	Hoist Catalog Number	Lift Speed	Motor	Parts of Chain	Net Weight	A	B	C	D	E** Max.	F Max.	G Max.	J	K	L Max.	M Max.	X***	Y	H
tons		FPM	H.P.		lbs.	in	in	in	in	in	in	in	in	in	in	in	in	in	in
1/4	BEHC2516	16	1/4*	1	162	17-1/16	10-3/16	5	6-5/16	14-1/4	14-3/8	10-3/8	3-3/4	1-3/16	12-1/4	6-13/16	27-7/8	9-1/2	7/16
	BEHC2532	32	1/2		165														
	BEHC2564	64	1		164														
1/2	BEHC5016	16	1/2	1	165	17-1/16	10-3/16	5	6-5/16	14-1/4	14-3/8	10-3/8	3-3/4	1-3/16	12-1/4	6-13/16	27-7/8	9-1/2	7/16
	BEHC5032	32	1		166														
	BEHC0108	8	1/2		173														
1	BEHC0116	16	1	1	174	17-7/16	10-3/16	5	6-5/16	14-1/4	14-5/16	10-3/8	3-11/16	1-3/16	12-1/4	6-13/16	27-7/8	9-1/2	7/16
	BEHC0132	32	2-1/2		182														
	BEHC0204	4	1/2		207														
2	BEHC0208	8	1	2	209	22-1/4	11-1/8	6-3/8	7-1/16	14-1/4	14-1/2	10-1/2	4-3/8	1-1/4	12-1/4	7-9/16	28-3/4	10-3/4	3/16
	BEHC0216	16	2-1/2		210														
	BEHC0305	5	1		296														
3	BEHC0310	10	2-1/2	3	304	25-9/16	12-7/8	7-7/8	7-1/8	14-1/4	14-1/4	8-1/2	4-3/16	1-1/4	13-1/2	7-13/16	30-1/2	12-1/4	7/32

\* Two speed hoist has a 1/2 H.P. motor

\*\* Maximum length between one & two speed model hoists. Consult factory for exact dimensions.

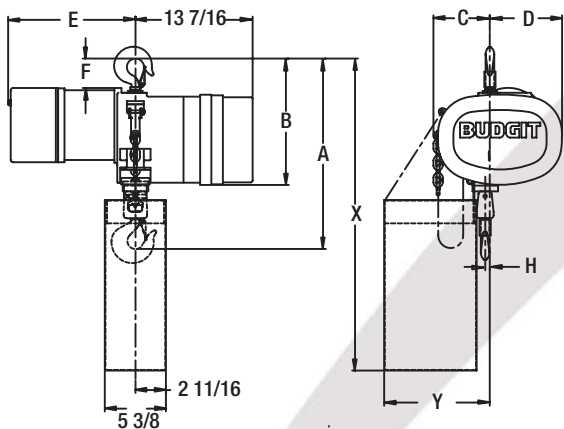
\*\*\* Dimensions based on lifts thru 30 ft (1/4 - 1 Ton capacities), thru 15 ft lift (2 Ton capacity) and thru 10 ft lift (3 Ton capacity)

# VFD Hoist

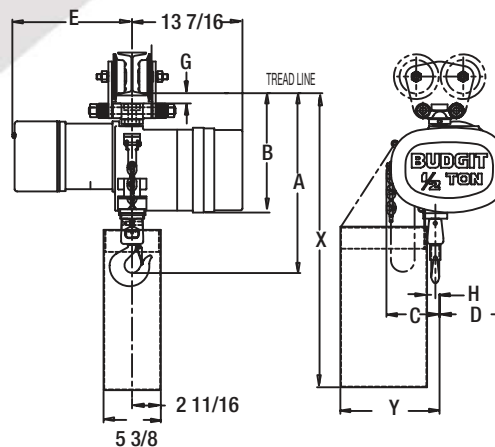


- Variable speed control with single speed motor
- Minimizes high-starting current on motor which helps keep it cool extending life of motor and also permits increase in motor run-time and starts/stops over standard contactor control.
- Electronic reversing, multispeed operation (up to 3 steps) eliminates conventional magnetic contactors which are wearable components
- Voltages available are 380-460/3/60, 208-230/3/60 and 208-230/1/60
- 10:1 speed ratio permits precise positioning for load spotting
- H4 duty rating
- 2-step infinitely variable push-button control standard. 3-step also available
- Thermal overload protection
- Fault recorder helps troubleshoot various problems such as power related issues.
- 3 programmable outputs

## Hook Mount



## Lug Mount



## Specifications & Dimensions

Capacity	Hoist Catalog #	Lift Speed	Motor	Parts of Chain	Net Weight	A		B		C	D	E* Max.	F	G	X**		Y
						Hook	Lug	Hook	Lug						Hook	Lug	
tons		FPM	H.P.		lbs	in	in	in	in	in	in	in	in	in	in	in	in
1/4	BEHC2516V	16	1/4	1	77	16-3/4	16-13/16	11-1/8	11-3/16	5	6-5/16	14-1/4	2-9/16	15/16	27-1/2	27-5/8	9-1/2
	BEHC2532V	32	1/2		80												
	BEHC2564V	64	1		77												
1/2	BEHC5016V	16	1/2	1	80	16-3/4	16-13/16	11-1/8	11-3/16	5	6-5/16	14-1/4	2-9/16	15/16	27-1/2	27-5/8	9-1/2
	BEHC5032V	32	1		81												
	BEHC0108V	8	1/2		88												
1	BEHC0116V	16	1	1	89	17-1/2	17-3/8	11-7/16	11-3/8	5-1/8	6-5/16	14-1/4	2-15/16	1-1/8	27-7/8	27-3/4	9-1/2
	BEHC0132V	32	2-1/2		95												
	BEHC0204V	4	1/2		110												
2	BEHC0208V	8	1	2	111	23	22-1/16	13-1/8	12-3/16	6-3/8	5-1/16	14-1/4	4-9/16	1-1/16	33-1/2	32-5/8	10-3/4
	BEHC0216V	16	2-1/2		112												
	BEHC0305V	5	1		136												
3	BEHC0305V	5	1	3	136	25-7/8	26-5/16	14-3/8	14-7/8	7-7/8	7-1/8	14-1/4	5-7/8	2	38-7/8	39-1/4	12-1/4
	BEHC0310V	10	2-1/2		146												

\* Maximum length for 3 phase model hoists. Consult factory for exact dimensions.

\*\* Dimensions based on lifts thru 30 ft (1/4 - 1 Ton capacities), thru 15 ft lift (2 Ton capacity) and thru 10 ft lift (3 Ton capacity)

## Electric Hoist Options & Accessories



### **WEATHER RESISTANT**

Weather resistant options such as water resistant covers, zinc-plated load chain, upper & lower hooks and sealing of electrical joints permit the hoist to be used for out door applications.



### **HEAVY DUTY RIGID MOUNT TROLLEYS FOR HEAVY DUTY SERVICE TRAVERSE APPLICATIONS**

Designed for use specifically with BUDGIT® lug mounted electric chain hoists. The wheels are heat treated forged steel with dual tread design for operation on either "S" or wide flange beams. Sealed precision ball bearings and heavy gauge steel side plates provide a heavy duty unit. Optional drop lugs available.



### **ELECTRONIC LIMIT SWITCH**

Electronic upper & lower limit switch which only requires a press of a button to set your hook travel limits.



### **LUG SUSPENSION BRACKETS**

Used to convert hoists from hook to lug suspensions. Must be used to accommodate rigid mount push, hand-gear and motor-driven trolleys.



### **FOOD & PHARMACEUTICAL SERVICE OPTIONS**

Clean hoist (no paint) or FDA approved epoxy enamel paint, stainless steel load chain, hooks & lower block, and food grade lubrication.



### **PUSH-BUTTON STATION**

All motions can be controlled from a convenient, easy to operate NEMA 4X push-button station. Push-button stations are available for one and two speed, or variable frequency applications.



### **LOAD POINT CONTROL**

Hoist Load Point Control is a convenient ergonomic solution, which permits the operator to use one hand to maneuver the load with the other operating the hoist. Available for 1/8 - 1/2 ton applications. Single and two-speed models available.



### **CABLE REELS**

Spring loaded reels keep power conductor cables taut and out of the way. Suitable for use with BUDGIT® and other electric hoists and trolleys. Cable reel is stationary type with a 340° pivot base.