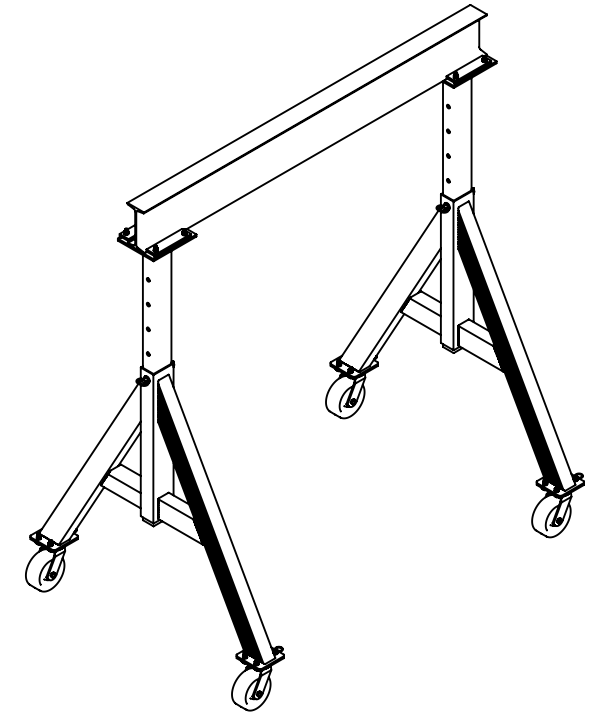
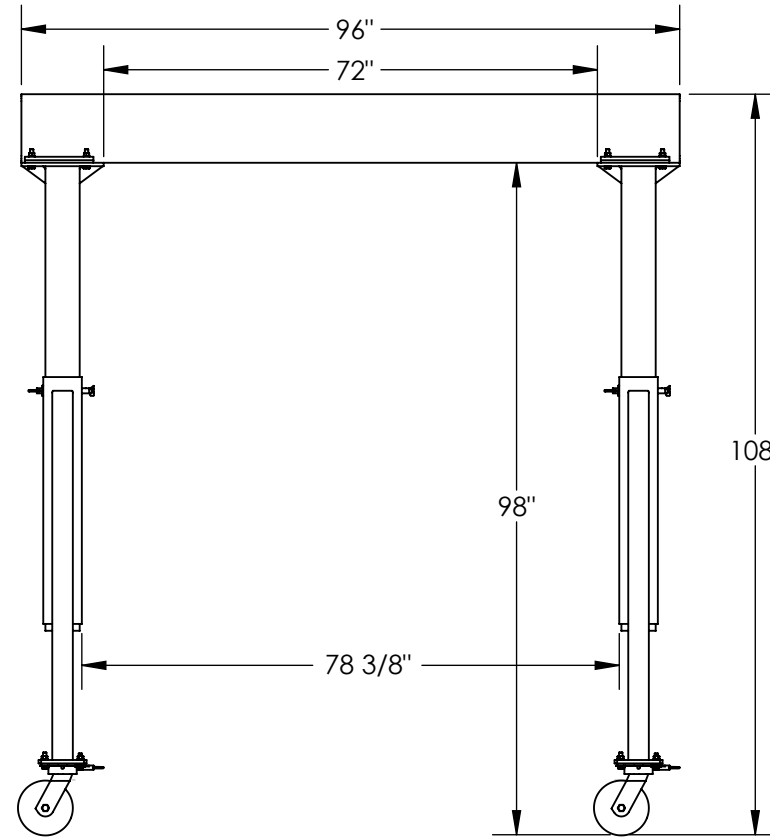
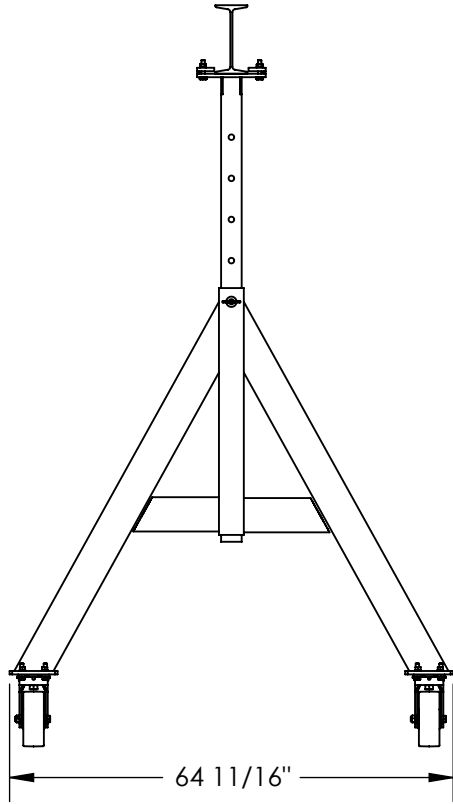


# ADJUSTABLE ALUMINUM GANTRY CRANE - AHA-6-8-8

APPROX WEIGHT: 332.42 lbs.  
 DOES NOT INCLUDE WEIGHT OF POWER OR PACKAGING!!!

\*\*\* ANY ADDITIONS, DELETIONS, OR OMISSIONS MUST BE CORRECTED ON THIS DRAWING AS THIS DRAWING WILL BE CONSIDERED ALL INCLUSIVE \*\*\*

ALL GRAPHICS PROVIDED ARE FOR REFERENCE ONLY. IF CERTAIN DIMENSIONS ARE CRITICAL PLEASE VERIFY THOSE DIMENSIONS WITH YOUR SALESPERSON



3D VIEW SHOWN FOR REFERENCE ONLY

## STANDARD FEATURES

- MODEL NUMBER IS AHA-6-8-8
- MAX CAPACITY IS 6,000 LBS.
- OVERALL BASE WIDTH IS 64 11/16"
- OVERALL I-BEAM LENGTH IS 72"
- USABLE I-BEAM LENGTH IS 72"
- OVERALL HEIGHT IS 108"
- UNDER I-BEAM HEIGHT IS 6' 2" TO 8' 2"
- 10" I-BEAM
- STRADDLE I. D. IS APPROX. 78 3/8"
- CASTERS: (4) Ø8" PHENOLIC SWIVEL WITH FOUR LOCKING POSITIONS

## SPECIAL FEATURES

NONE

## ADDITIONAL OPTIONS

MANUAL TROLLIES			
1,000 # CAPACITY	2,000 # CAPACITY	4,000 # CAPACITY	6,000 # CAPACITY
QIT-1	QIT-2	QIT-4	QIT-6
E-MT-1	E-MT-2	E-MT-4	E-MT-6
E-MT-1-C	E-MT-2-C	E-MT-4-C	E-MT-6-C

APPROVAL

I, THE UNDERSIGNED, AGREE THAT THE PRODUCT AS REPRESENTED SATISFIES DESIGN AND DIMENSION REQUIREMENTS. I ALSO ACKNOWLEDGE MY DUTY TO CONFIRM PRODUCT AND INSTALLATION COMPLIANCE WITH ALL APPLICABLE FEDERAL, STATE AND LOCAL REGULATIONS AND STANDARDS.

**ALL SPECIAL UNITS ARE NON-RETURNABLE**

[ ] As drawn [ ] As marked

Signed: \_\_\_\_\_ Date: \_\_\_\_\_

LEAD TIME WILL START UPON RECEIPT OF SIGNED APPROVAL DRAWING

DISTRIBUTOR'S NAME:		P.O.#
VESTIL MANUFACTURING		X
DRAWN BY: ND	DATE: 5/21/09	W.O.#
REFERENCE: X	SCALE: 1:28	X
QUOTED LEAD TIME: X	QUOTE #	FILE NAME:
	X	28-007-252

\*\*CAPACITY OF ATTACHMENTS MAY DERATE CAPACITY OF GANTRY CRANE